



# Defense Acquisition Workforce Key Information

Audit

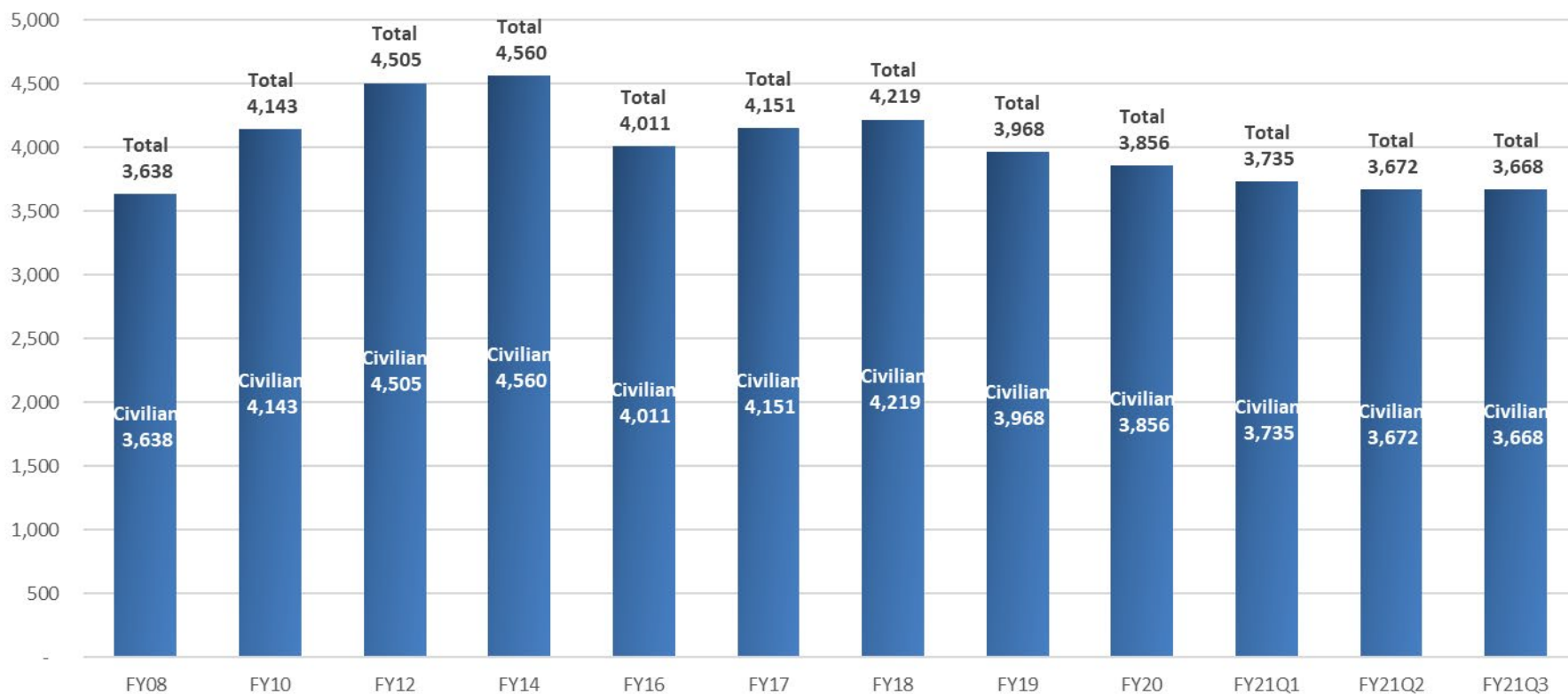
As of FY21Q3 (30 June 2021)



# Total Workforce

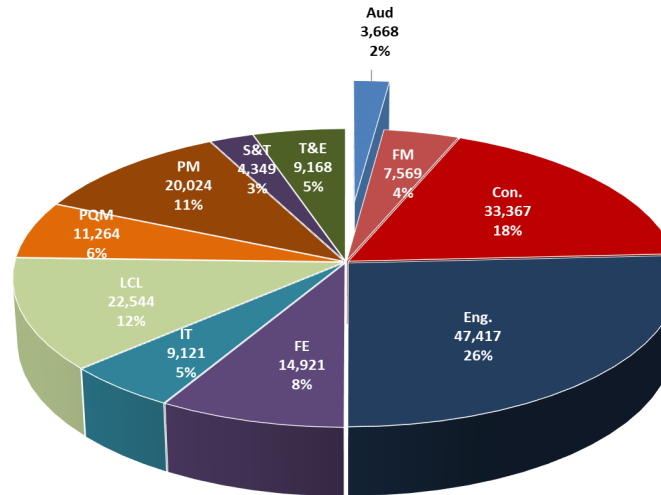


## Auditing





# AWF by Component and Career Field



| FY2021Q3                    | Army          | Navy          | Marine Corps | Air Force     | 4th Estate    | Totals         | % Total |
|-----------------------------|---------------|---------------|--------------|---------------|---------------|----------------|---------|
| <b>Auditing</b>             | -             | -             | -            | 16            | 3,652         | 3,668          | 2%      |
| Business - CE               | 246           | 542           | 35           | 558           | 111           | 1,492          | 1%      |
| Business - FM               | 1,822         | 2,524         | 183          | 2,401         | 639           | 7,569          | 4%      |
| Contracting                 | 9,008         | 6,598         | 616          | 9,002         | 8,143         | 33,367         | 18%     |
| Engineering                 | 9,313         | 24,963        | 330          | 10,724        | 2,087         | 47,417         | 25%     |
| Facilities Engineering      | 6,879         | 7,044         | 49           | 837           | 112           | 14,921         | 8%      |
| Information Technology      | 2,093         | 4,151         | 230          | 1,629         | 1,018         | 9,121          | 5%      |
| Life Cycle Logistics        | 7,030         | 7,062         | 600          | 4,353         | 3,499         | 22,544         | 12%     |
| Production, Quality and Man | 1,368         | 3,998         | 23           | 529           | 5,346         | 11,264         | 6%      |
| Program Management          | 3,659         | 6,437         | 780          | 7,264         | 1,884         | 20,024         | 11%     |
| Property                    | 55            | 77            | 1            | 19            | 264           | 416            | 0%      |
| Purchasing                  | 245           | 378           | 28           | 48            | 454           | 1,153          | 1%      |
| S&T Manager                 | 659           | 565           | 1            | 2,969         | 155           | 4,349          | 2%      |
| Test and Evaluation         | 1,980         | 3,179         | 116          | 3,525         | 368           | 9,168          | 5%      |
| Unknown/Other               | 9             | 1             | 1            | 21            | 19            | 51             | 0%      |
| <b>Totals</b>               | <b>44,366</b> | <b>67,519</b> | <b>2,993</b> | <b>43,898</b> | <b>27,751</b> | <b>186,527</b> |         |
| <b>Component %</b>          | <b>23.8%</b>  | <b>36.2%</b>  | <b>1.6%</b>  | <b>23.5%</b>  | <b>14.9%</b>  |                |         |



# Audit Workforce Annual Historical Size by Component FY08 – FY21



## Annually

| Auditing<br>Defense Acq Workforce<br>Agency | FY08         | FY10         | FY12         | FY14         | FY15         | FY16         | FY18         | FY19         | FY20         | FY21Q2       | FY21Q3       |
|---|--------------|--------------|--------------|--------------|--------------|--------------|--------------|--------------|--------------|--------------|--------------|
| Navy  |              | 1            | -            | -            | -            | -            | -            | -            | -            | -            | -            |
| Air Force                                   |              | -            | -            | -            | -            | -            | -            | -            | -            | -            | 16           |
| DCAA  | 3,593        | 4,140        | 4,505        | 4,557        | 4,315        | 4,008        | 4,219        | 3,968        | 3,856        | 3,671        | 3,651        |
| DCMA  | 5            | -            | -            | 1            | -            | 2            | -            | -            | -            | -            | -            |
| IG  | 29           | 1            | -            | 1            | 1            | 1            | -            | -            | -            | -            | -            |
| MDA   | -            | -            | -            | 1            | -            | -            | -            | -            | -            | -            | -            |
| DAU   | 1            | 1            | -            | -            | -            | -            | -            | -            | -            | -            | -            |
| OSD   | 2            | -            | -            | -            | -            | -            | -            | -            | -            | 1            | 1            |
| DFAS  | -            | -            | -            | -            | -            | -            | -            | -            | -            | -            | -            |
| DLA   | 8            | -            | -            | -            | -            | -            | -            | -            | -            | -            | -            |
| <b>TOTAL</b>                                | <b>3,638</b> | <b>4,143</b> | <b>4,505</b> | <b>4,560</b> | <b>4,316</b> | <b>4,011</b> | <b>4,219</b> | <b>3,968</b> | <b>3,856</b> | <b>3,672</b> | <b>3,668</b> |

| % Change Since<br>FY08 | % Change<br>Since<br>FY15 | % Change Since<br>FY20 |
|------------------------|---------------------------|------------------------|
|                        |                           |                        |
| 2%                     | 2%                        | -8%                    |
| -100%                  | -100%                     |                        |
| -100%                  | -100%                     |                        |
|                        |                           |                        |
| -100%                  | -100%                     |                        |
| -50%                   | -50%                      |                        |
|                        |                           |                        |
| -100%                  | -100%                     |                        |
| <b>↑<br/>1%</b>        | <b>↓<br/>-15%</b>         | <b>↓<br/>-5%</b>       |

## Quarterly

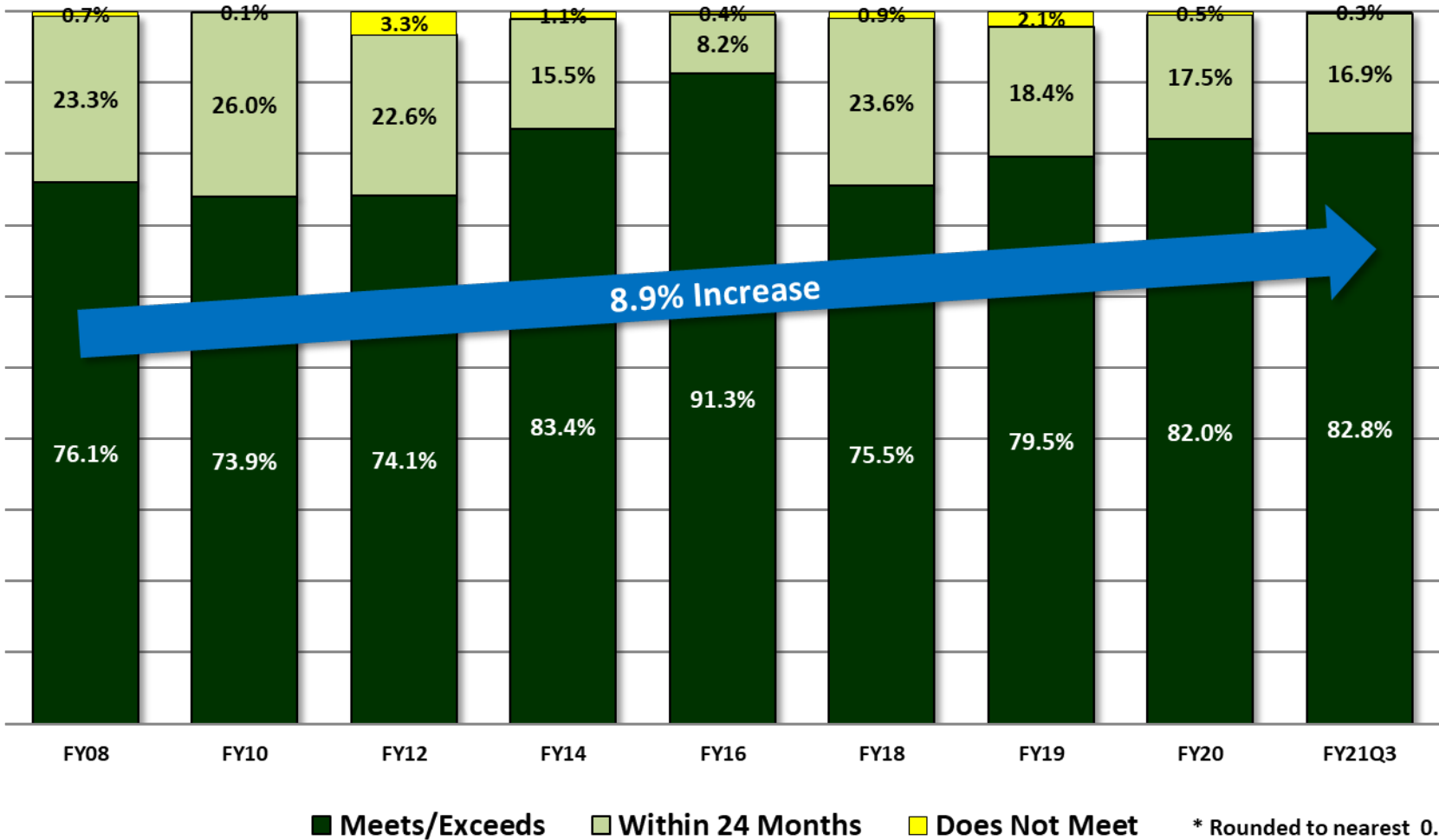
| Auditing<br>Defense Acq<br>Workforce | FY17Q4       | FY18Q1       | FY18Q2       | FY18Q3       | FY18Q4       | FY19Q1       | FY19Q2       | FY19Q3       | FY19Q4       | FY20Q1       | FY20Q2       | FY20Q3       | FY20Q4       | FY21Q1       | FY21Q2       | FY21Q3       |
|--------------------------------------|--------------|--------------|--------------|--------------|--------------|--------------|--------------|--------------|--------------|--------------|--------------|--------------|--------------|--------------|--------------|--------------|
| DCAA                                 | 4,150        | 4,120        | 4,182        | 4,207        | 4,219        | 4,183        | 4,081        | 4,003        | 3,968        | 3,902        | 3,838        | 3,799        | 3,856        | 3,735        | 3,671        | 3,651        |
| DCMA                                 | 1            | -            | -            | 2            | -            | -            | 1            | -            | -            | -            | -            | -            | -            | -            | -            | -            |
| OSD                                  |              |              |              |              |              |              |              |              |              |              |              |              |              |              | 1            | 1            |
| Air Force                            | -            | -            | -            | -            | -            | -            | -            | -            | -            | -            | -            | -            | -            | -            | -            | 16           |
| <b>TOTAL</b>                         | <b>4,151</b> | <b>4,120</b> | <b>4,182</b> | <b>4,209</b> | <b>4,219</b> | <b>4,183</b> | <b>4,082</b> | <b>4,003</b> | <b>3,968</b> | <b>3,902</b> | <b>3,838</b> | <b>3,799</b> | <b>3,856</b> | <b>3,735</b> | <b>3,672</b> | <b>3,668</b> |

| % Change Since<br>FY20Q3 |
|--------------------------|
|                          |
| -5%                      |
|                          |
|                          |
|                          |
|                          |
|                          |
|                          |
| <b>↓<br/>-4%</b>         |



# Audit Annual Historical DAWIA Certification FY08 – FY21Q3

## Auditing

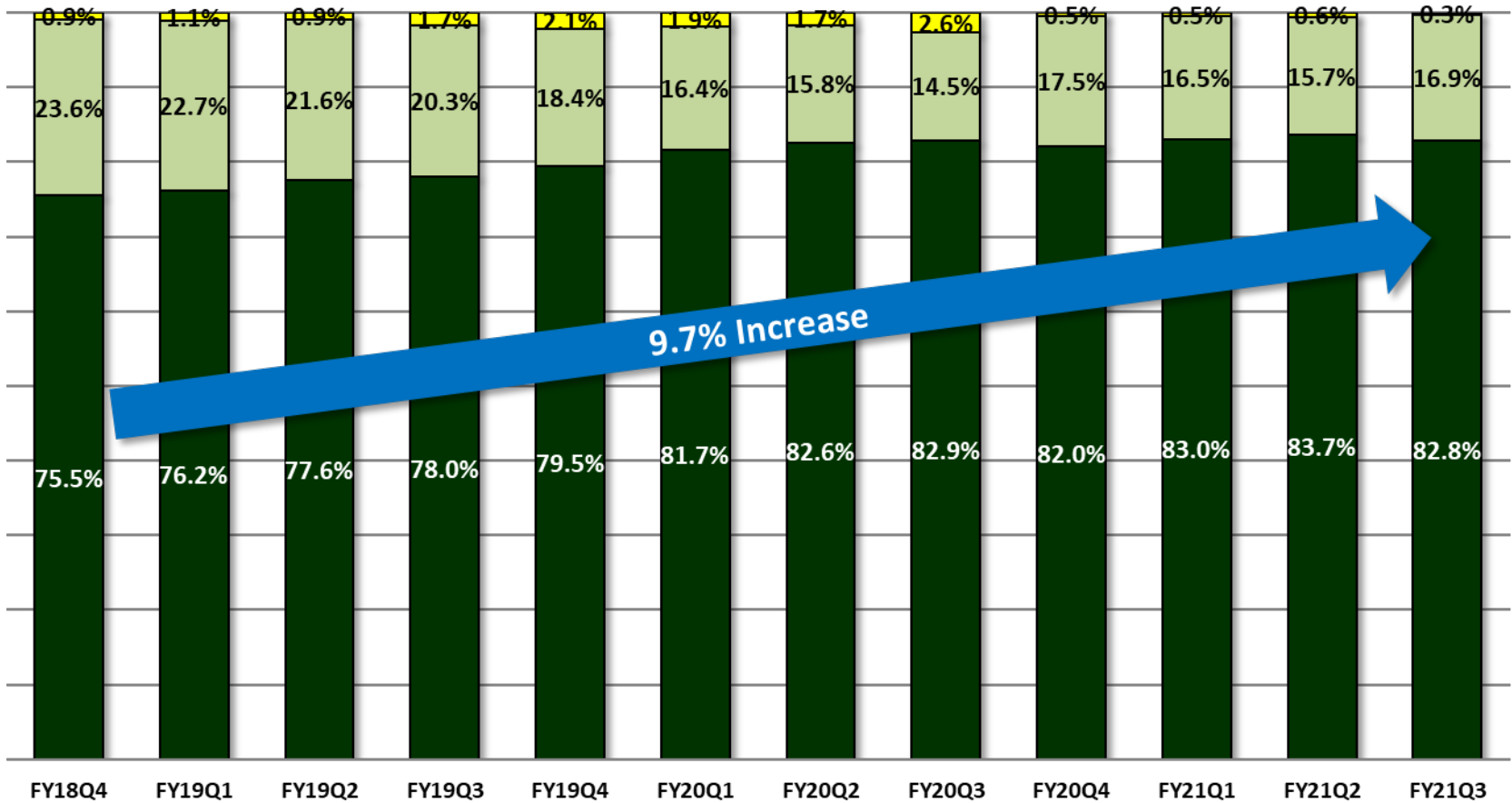




# Audit Quarterly Historical DAWIA Certification



## Auditing



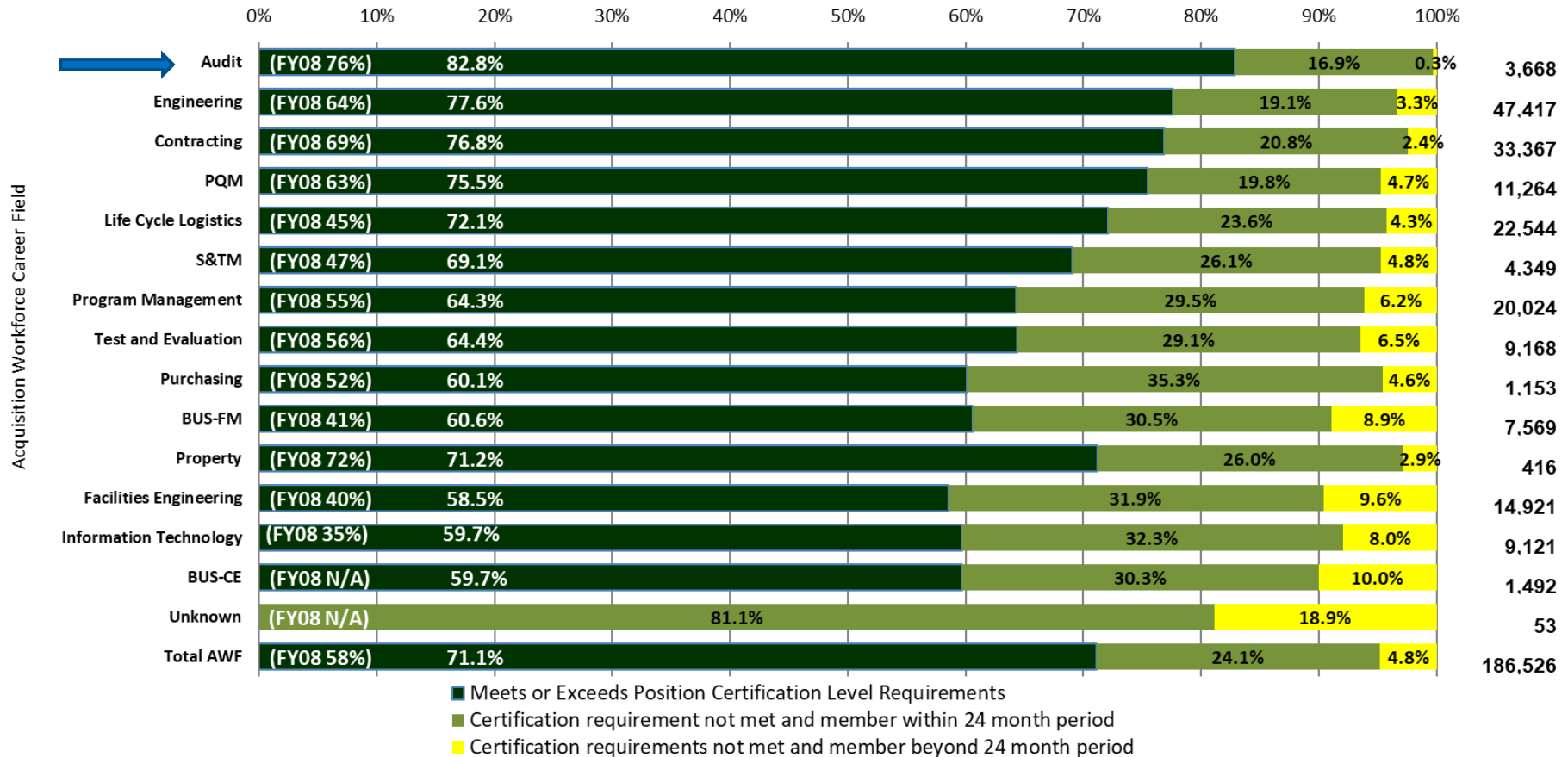
Meets/Exceeds
  Within 24 Months
  Does Not Meet
 \* Rounded to nearest 0.1%



# DAWIA Certification by Career Field



## Certification Level "Meet/Exceed" Rates by Career Field AWF (FY21Q3)

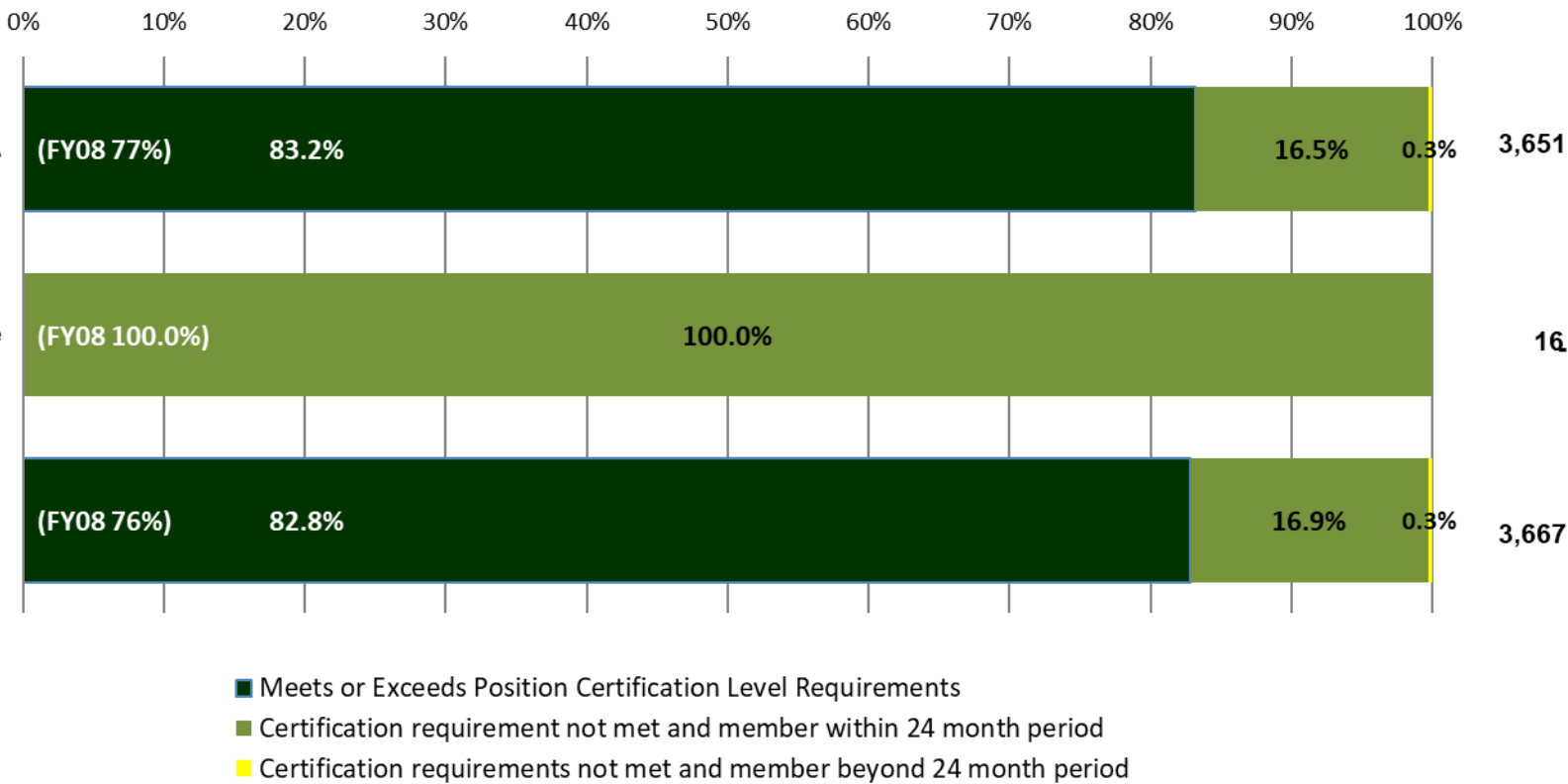




# Audit DAWIA Certification by Component

## Certification Level "Meet/Exceed" Rates by Component Audit (FY21Q3)

Acquisition Workforce Component







# Audit DAWIA Certification Matrix + Bench Strength

Audit

| Required Certification Level | Achieved Certification Level |         |          |           | FY2021Q3 TOTAL | % Meets Certification Requirement |
|------------------------------|------------------------------|---------|----------|-----------|----------------|-----------------------------------|
|                              | No Level Achieved            | Level I | Level II | Level III |                |                                   |
| Level I                      | 98                           | 23      | 1        | -         | 122            | 19.7%                             |
| Level II                     | 147                          | 202     | 1,985    | 162       | 2,496          | 86.0%                             |
| Level III                    | 4                            | 3       | 162      | 867       | 1,036          | 83.7%                             |
| <b>Unspecified</b>           | 14                           | -       | -        | -         | 14             |                                   |
| <b>FY2021Q3 TOTAL</b>        | 263                          | 228     | 2,148    | 1,029     | 3,668          | 82.8%                             |
|                              | 7.2%                         | 6.2%    | 58.6%    | 28.1%     |                |                                   |

No Level Achieved includes those within the 24 month grace period

| Bench Strength |                   |                     |                   |
|----------------|-------------------|---------------------|-------------------|
| Org            | # Meet or Exceeds | % Meets or Exceeds* | Career Field Rank |
| DAW            | 132,683           | 71.1%               |                   |
| Army           | 32,787            | 73.9%               |                   |
| Navy           | 47,095            | 69.8%               |                   |
| Marine Corps   | 2,009             | 67.1%               |                   |
| Air Force      | 28,769            | 65.5%               |                   |
| 4th Estate     | 22,023            | 79.4%               |                   |
| <b>Audit</b>   | 3,038             | 82.8%               | 2 of 14           |

\*\* Based on population total without unspecified positions

| Certification Requirement | Meets | Within 24 Months | Does Not Meet | DAW TOTAL |       |
|---------------------------|-------|------------------|---------------|-----------|-------|
| Level I                   | 24    | 98               | -             | 122       | 3.3%  |
| Level II                  | 2,147 | 343              | 6             | 2,496     | 68.0% |
| Level III                 | 867   | 165              | 4             | 1,036     | 28.2% |
| <b>Unspecified</b>        | -     | 14               | -             | 14        | 0.4%  |
| <b>Audit TOTAL</b>        | 3,038 | 620              | 10            | 3,668     |       |
|                           | 82.8% | 16.9%            | 0.3%          |           |       |

= Compliance  
= Exceeds Requirements

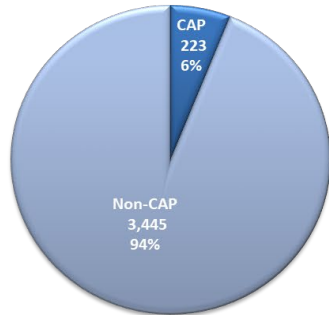
\* NOTE: Rounded to nearest 0.1%



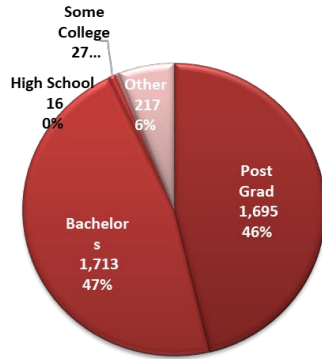
# Audit Demographics



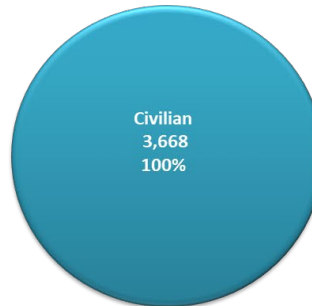
KLP - CAP - Non-CAP



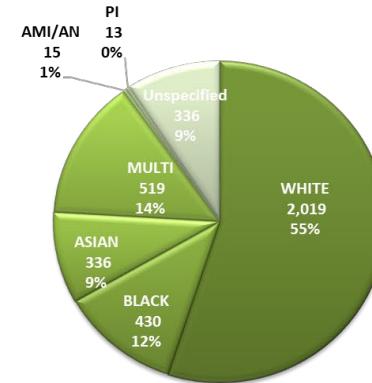
Education



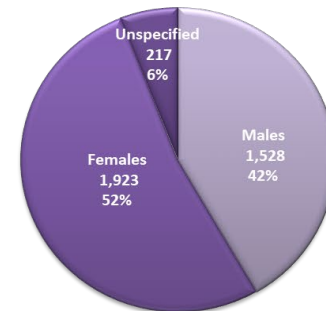
Civilian / Military



Race



Gender



| Occupied Position Type                  | Auditing TOTAL |       | Entire AWF     |       |
|---|----------------|-------|----------------|-------|
| Key Leadership Positions (KLPs)         | -              | 0.0%  | 1,129          | 0.6%  |
| Critical Acquisition Positions (CAPs) * | 223            | 6.1%  | 17,593         | 9.4%  |
| Non-CAP Positions                       | 3,445          | 93.9% | 167,805        | 90.0% |
| Unknown                                 | -              | 0.0%  | -              | 0.0%  |
| <b>TOTAL</b>                            | <b>3,668</b>   |       | <b>186,527</b> |       |

\* = Number of CAPs, excluding KLPs (no double counts)

| Highest Level of Education | Auditing TOTAL |       | Entire AWF     |       |
|----------------------------|----------------|-------|----------------|-------|
| Post Grad                  | 1,695          | 46.2% | 72,665         | 39.0% |
| Bachelors                  | 1,713          | 46.7% | 80,115         | 43.0% |
| Some College               | 27             | 0.7%  | 12,151         | 6.5%  |
| High School                | 16             | 0.4%  | 13,452         | 7.2%  |
| Other                      | 217            | 5.9%  | 8,144          | 4.4%  |
| <b>TOTAL</b>               | <b>3,668</b>   |       | <b>186,527</b> |       |

| Type         | Auditing TOTAL |        | Entire AWF     |       |
|--------------|----------------|--------|----------------|-------|
| Civilian     | 3,668          | 100.0% | 170,559        | 91.4% |
| Military     | -              | 0.0%   | 15,967         | 8.6%  |
| Unknown      | -              | 0.0%   | -              | 0.0%  |
| <b>TOTAL</b> | <b>3,668</b>   |        | <b>186,526</b> |       |

| Race         | Auditing TOTAL |       | Entire DAW     |       |
|--------------|----------------|-------|----------------|-------|
| WHITE        | 2,019          | 55.0% | 131,463        | 70.5% |
| BLACK        | 430            | 11.7% | 21,443         | 11.5% |
| ASIAN        | 336            | 9.2%  | 12,813         | 6.9%  |
| MULTI        | 519            | 14.1% | 5,481          | 2.9%  |
| AMI/AN       | 15             | 0.4%  | 1,358          | 0.7%  |
| PI           | 13             | 0.4%  | 1,031          | 0.6%  |
| Unspecified  | 336            | 9.2%  | 12,938         | 6.9%  |
| <b>TOTAL</b> | <b>3,668</b>   |       | <b>186,527</b> |       |

| Gender       | Auditing TOTAL |       | Entire DAW     |       |
|--------------|----------------|-------|----------------|-------|
| Males        | 1,528          | 41.7% | 126,028        | 67.6% |
| Females      | 1,923          | 52.4% | 53,080         | 28.5% |
| Unspecified  | 217            | 5.9%  | 7,419          | 4.0%  |
| <b>TOTAL</b> | <b>3,668</b>   |       | <b>186,527</b> |       |



## Audit Size by Occupational Series

| Civilian Occupational Series (TOP 10) | Auditing TOTAL |                  |
|---------------------------------------|----------------|------------------|
| 0511 - Auditor                        | 3,664          | 99.9%            |
| Other                                 | 4              | 0.1%             |
| <b>TOTAL CIVILIAN</b>                 | <b>3,668</b>   | <b>Civilians</b> |