



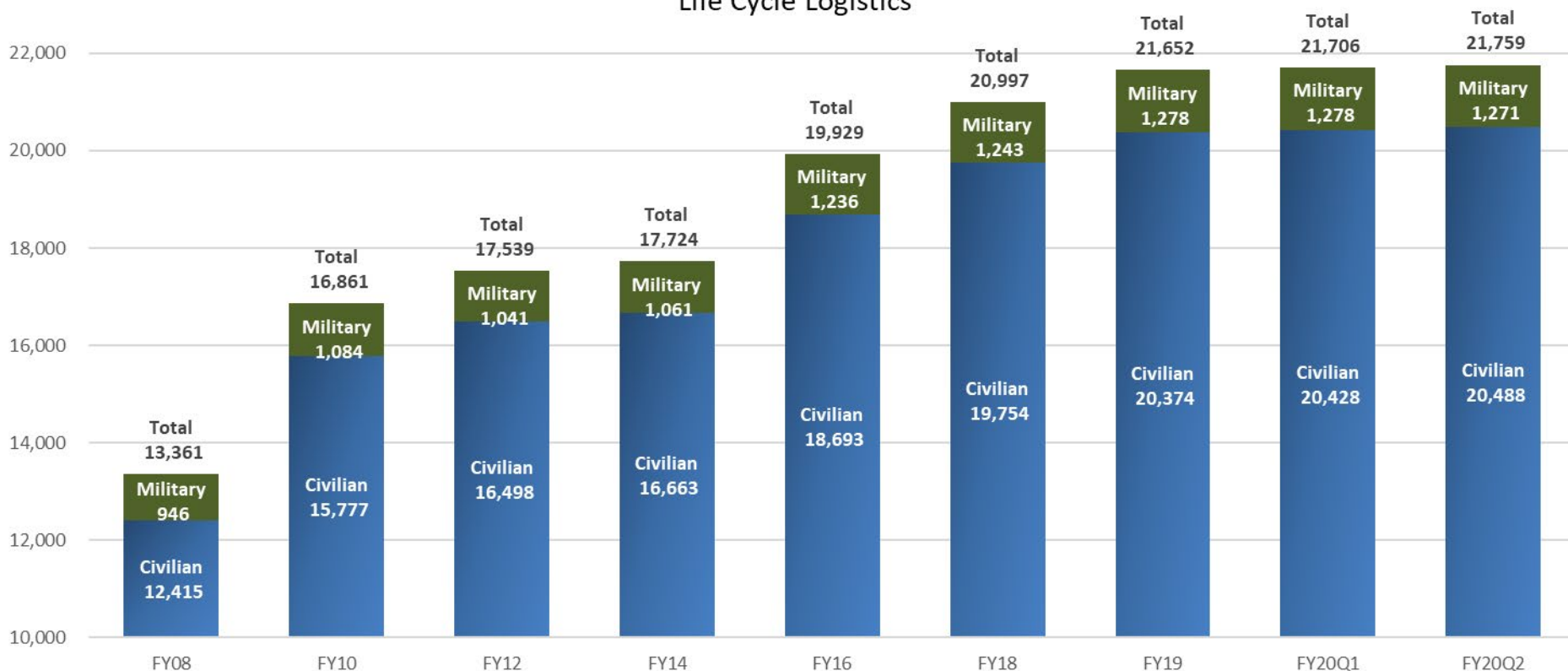
Defense Acquisition Workforce Key Information

Life Cycle Logistics
As of FY20Q2 (31 March 2020)



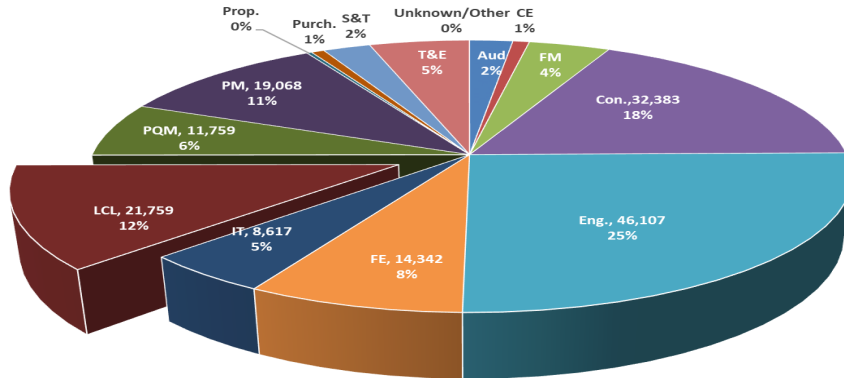
Total Historic Workforce

Life Cycle Logistics





AWF by Component and Career Field



FY2020Q2	Army	Navy	Marine Corps	Air Force	4th Estate	Totals	% Total
Auditing	-	-	-	-	3,838	3,838	2%
Business - CE	253	557	35	528	100	1,473	1%
Business - FM	1,770	2,389	184	2,263	629	7,235	4%
Contracting	8,516	6,401	574	8,445	8,392	32,328	18%
Engineering	9,144	24,344	332	10,088	2,199	46,107	25%
Facilities Engineering	6,672	6,754	37	771	108	14,342	8%
Information Technology	1,987	3,881	221	1,533	995	8,617	5%
Life Cycle Logistics	6,877	6,773	680	3,950	3,479	21,759	12%
Production, Quality and Man	1,388	3,955	23	478	5,672	11,516	6%
Program Management	3,549	5,963	781	6,908	1,867	19,068	11%
Property	57	77	-	20	285	439	0.2%
Purchasing	247	374	29	40	469	1,159	1%
S&T Manager	683	541	3	2,868	139	4,234	2.3%
Test and Evaluation	1,942	3,224	130	3,231	378	8,905	4.9%
Unknown/Other	7	2	1	2	11	23	0.0%
Totals	43,092	65,235	3,030	41,125	28,561	181,043	
Component %	23.8%	36.0%	1.7%	22.7%	15.8%		



Logistics Workforce Historical Size by Agency FY08 – FY19



Life Cycle Logistics Defense Acq Workforce Agency	FY08	FY10	FY12	FY14	FY16	FY18	FY19
ARMY	7,134	9,045	8,677	7,554	7,160	6,912	6,901
Navy	4,104	4,825	5,046	5,256	5,961	6,344	6,654
MARINE CORPS	251	394	451	459	595	644	684
AIR FORCE	1,727	2,427	2,763	2,907	3,237	3,662	3,885
DLA	40	21	317	1,272	2,683	3,129	3,217
DCMA	29	37	132	127	128	143	148
MDA	5	44	57	64	85	102	101
DAU	24	37	41	36	36	30	31
DISA	38	17	15	32	18	12	11
OSD	2	10	12	12	11	7	7
DTRA	1	1	-	-	5	4	5
DHA	-	2	1	3	3	6	5
NRO	-	-	-	-	4	-	-
DSS	-	-	-	1	1	1	-
JCS	-	-	1	1	1	-	-
DoDEA	-	-	-	-	1	-	-
DSCA	2	-	-	-	-	-	-
IG	-	-	-	-	-	1	3
4th Estate Other	-	-	-	-	-	-	-
TOTAL	13,357	16,860	17,513	17,724	19,929	20,997	21,652

% Change Since FY08	% Change Since FY20Q1
-3%	0%
62%	5%
173%	6%
125%	6%
7943%	3%
410%	3%
1920%	-1%
29%	3%
-71%	-9%
250%	0%
400%	20%
	-20%
-100%	
	67%
↑ 62%	↑ 3%



Logistics Workforce Historical Size (Quarterly) by Agency

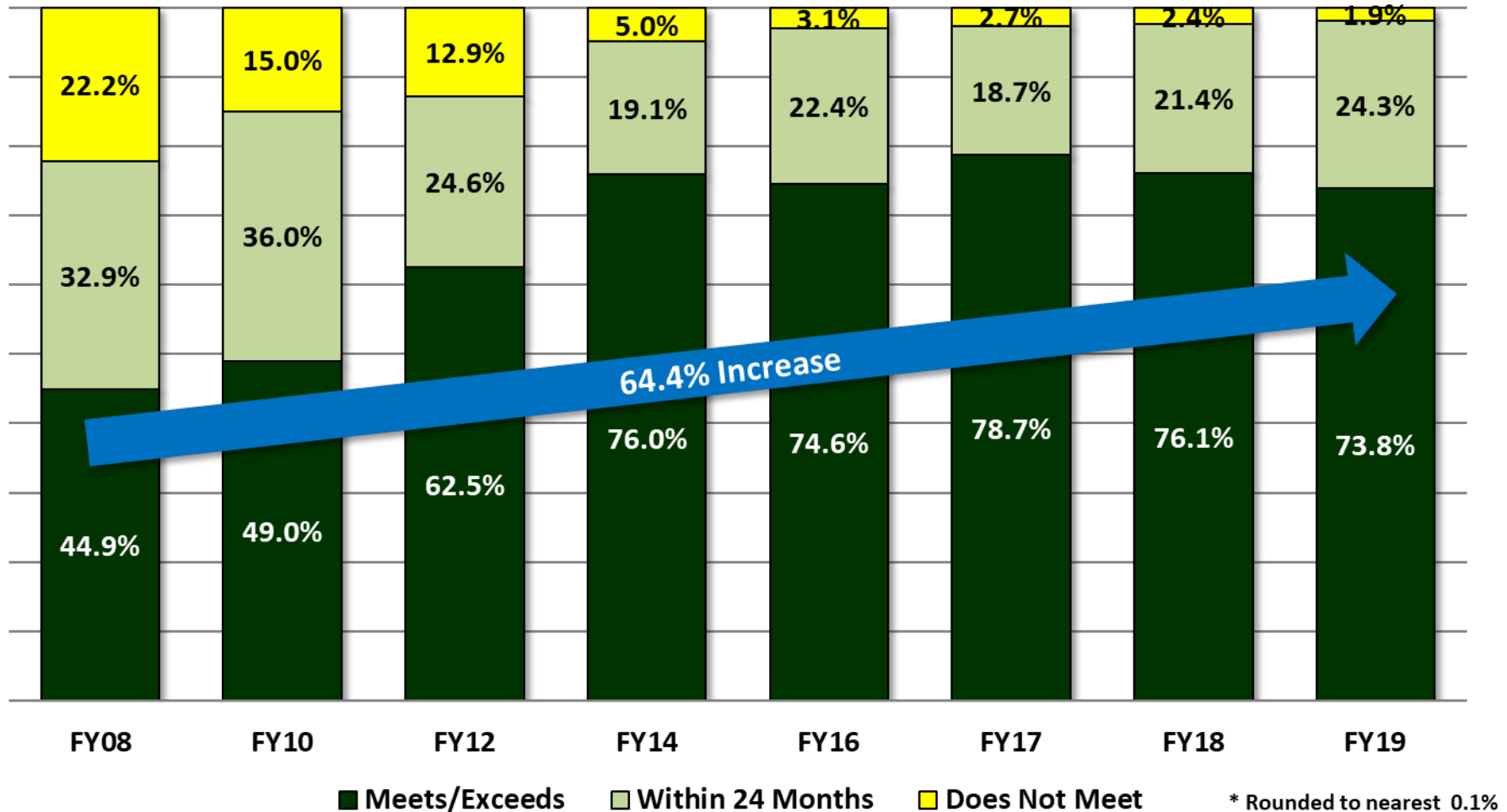


Life Cycle Logistics Defense Acq Workforce Agency	FY17Q4	FY18Q1	FY18Q2	FY18Q3	FY18Q4	FY19Q1	FY19Q2	FY19Q3	FY19Q4	FY20Q1	FY20Q2	% Change Since FY18Q4
ARMY	7,047	7,011	6,952	6,907	6,912	6,946	6,941	6,943	6,901	6,880	6,877	-1%
Navy	5,919	5,858	5,974	6,124	6,344	6,408	6,451	6,568	6,654	6,680	6,773	7%
MARINE CORPS	612	612	626	621	644	673	705	697	684	684	680	6%
AIR FORCE	3,297	3,301	3,347	3,514	3,662	3,715	3,762	3,739	3,885	3,918	3,950	8%
DLA	2,810	2,824	2,846	3,050	3,129	3,106	3,126	3,174	3,217	3,231	3,179	2%
DCMA	131	127	133	133	143	143	143	149	148	150	148	3%
MDA	101	101	99	96	102	102	107	101	101	104	100	-2%
DAU	30	30	29	30	30	27	29	32	31	30	30	0%
DISA	13	13	13	12	12	12	10	10	11	10	7	-42%
OSD	10	10	10	8	7	7	8	7	7	-	-	-100%
DTRA	4	4	4	3	4	4	4	5	5	5	5	25%
DHA	4	4	3	6	6	7	7	5	5	6	3	-50%
NRO	3	4	3	2	-	-	-	-	-	-	-	
DSS	1	1	1	1	1	-	-	-	-	-	-	-100%
JCS	-	-	-	-	-	-	-	-	-	-	-	
IG	-	-	-	1	1	1	1	3	3	-	-	-100%
TOTAL	19,982	19,900	20,040	20,508	20,997	21,151	21,294	21,433	21,652	21,698	21,752	4%



Logistics Historical DAWIA Certification FY08 – FY20

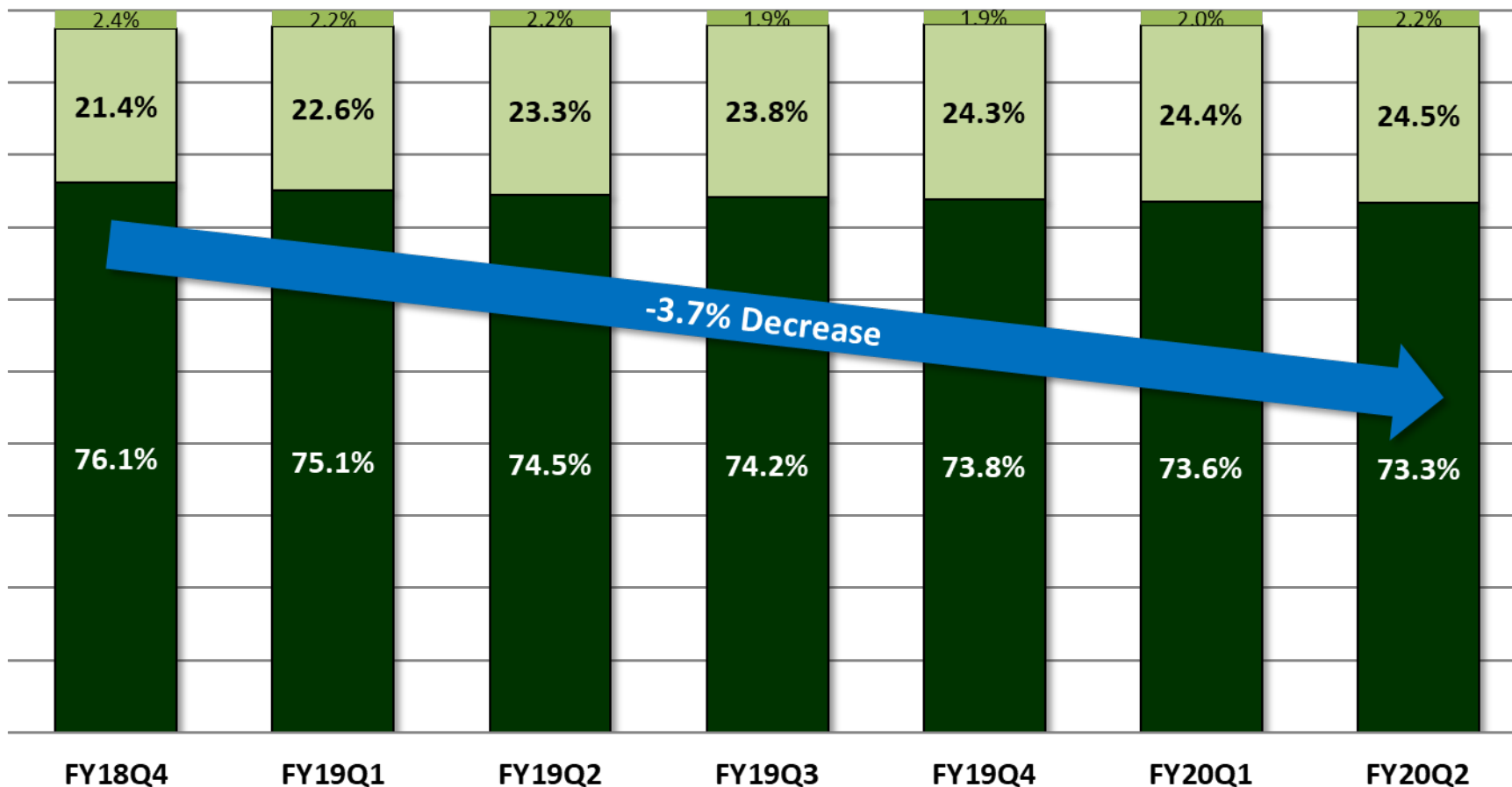
Life Cycle Logistics





Logistics Historical (Quarterly) DAWIA Certification

Life Cycle Logistics



-3.7% Decrease

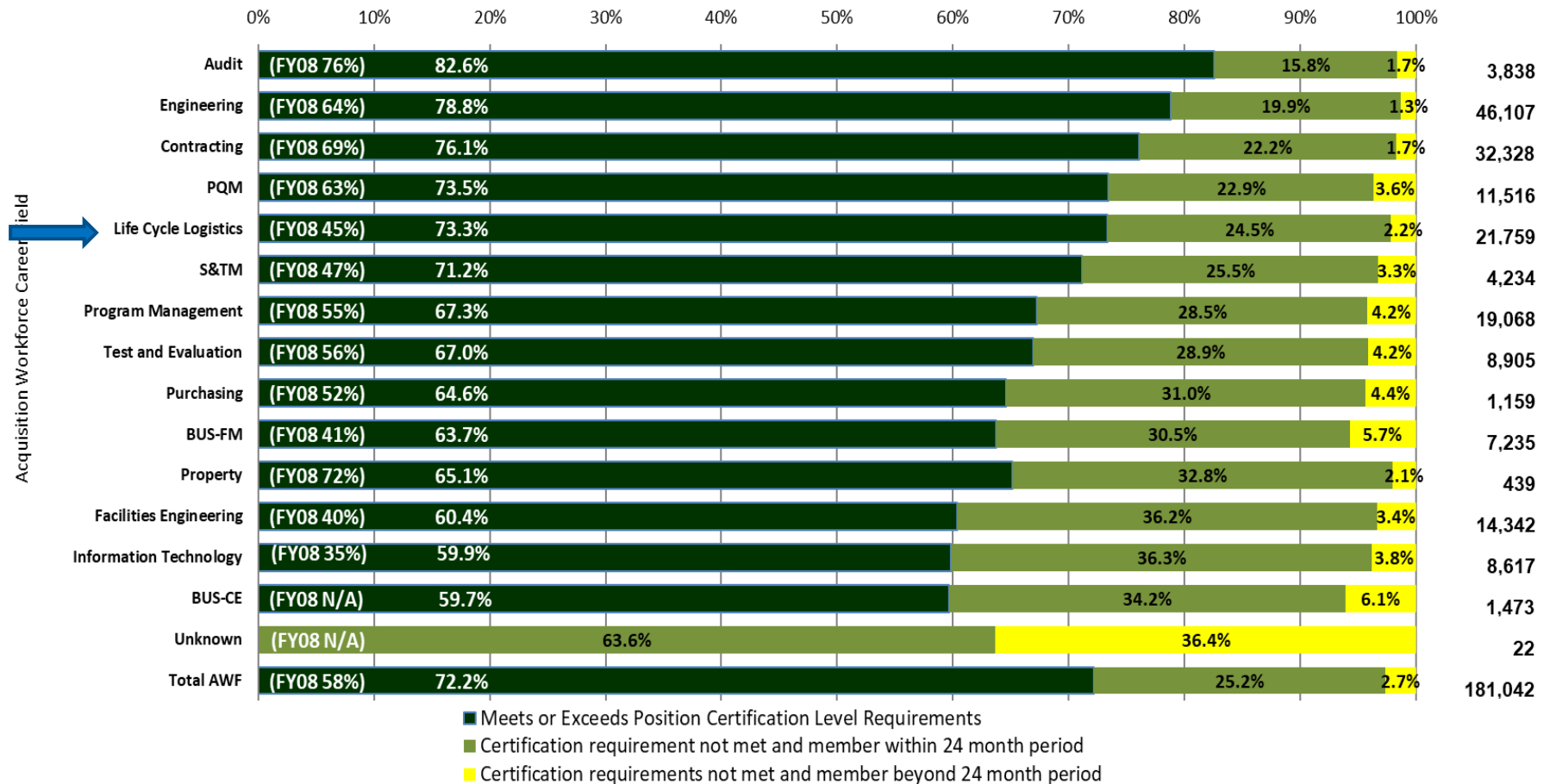
■ Meets/Exceeds ■ Within 24 Months ■ Does Not Meet

* Rounded to nearest 0.1%



DAWIA Certification by Career Field

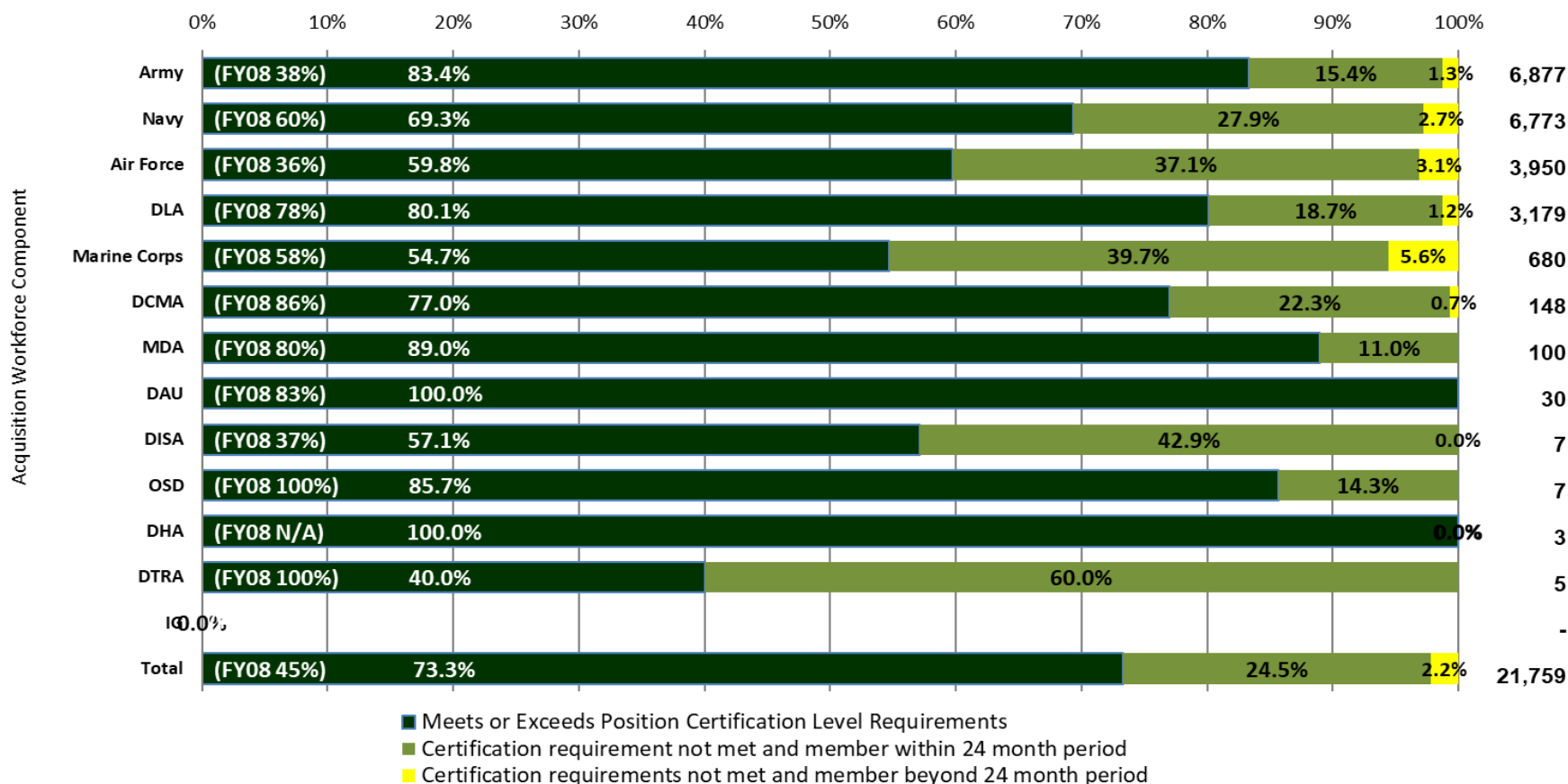
Certification Level "Meet/Exceed" Rates by Career Field AWF (FY20Q2)





Logistics DAWIA Certification by Component

Certification Level "Meet/Exceed" Rates by Component Life Cycle Logistics (FY20Q2)





Logistics DAW Certification Matrix + Bench Strength

Required Certification Level	Achieved Certification Level				FY2020Q2 TOTAL	% Meets Certification Requirement
	No Level Achieved	Level I	Level II	Level III		
Level I	1,496	2,168	536	85	4,285	65.1%
Level II	1,706	1,520	5,726	2,098	11,050	70.8%
Level III	410	190	481	5,341	6,422	83.2%
Unspecified	-	-	-	-	-	
FY2020Q2 TOTAL	3,612	3,878	6,743	7,524	21,757	73.3%
	16.6%	17.8%	31.0%	34.6%		

No Level Achieved includes those within the 24 month grace period

Bench Strength			
Org	# Meet or Exceeds	% Meets or Exceeds*	Career Field Rank
DAW	130,637	72.2%	
Army	32,915	76.4%	
Navy	46,585	71.5%	
Marine Corp	1,993	65.9%	
Air Force	27,101	66.1%	
4th Estate	22,043	77.2%	
Life Cycle Logistics	15,954	73.3%	7 of 14

** Based on population total without unspecified positions

Certification Requirement	Meets	Within 24 Months	Does Not Meet	DAW TOTAL	
Level I	2,789	1,442	54	4,285	19.7%
Level II	7,824	2,970	256	11,050	50.8%
Level III	5,341	918	163	6,422	29.5%
Unspecified	-	-	-	-	0.0%
Life Cycle Logistics TOTAL	15,954	5,330	473	21,757	
	73.3%	24.5%	2.2%		

= Compliance

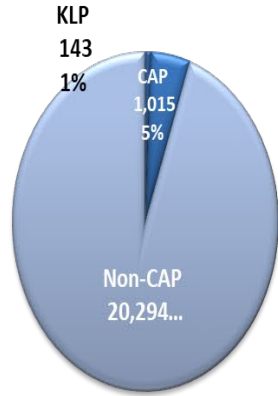
= Exceeds Requirements

* NOTE: Rounded to nearest 0.1%

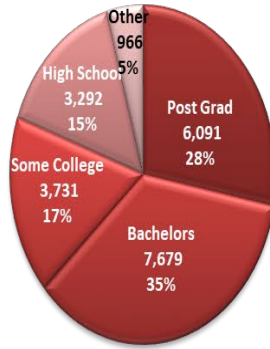


Logistics Demographics

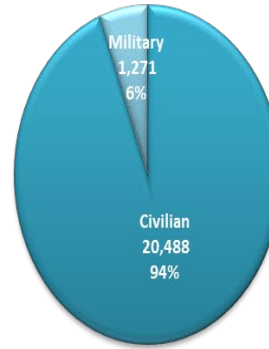
KLP - CAP - Non-CAP



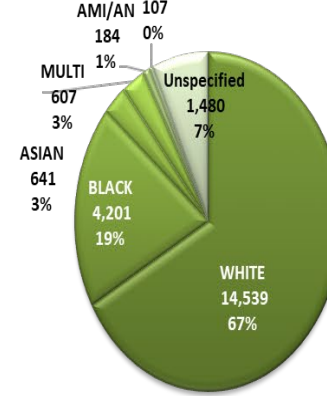
Education



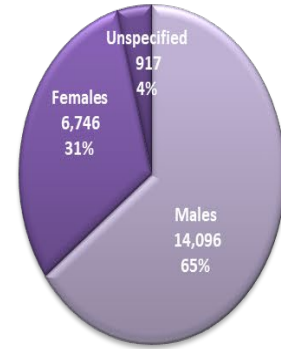
Civilian / Military



Race



Gender



Occupied Position Type	LCL TOTAL		Entire AWF	
Key Leadership Positions (KLPs)	143	0.7%	1,158	0.6%
Critical Acquisition Positions (CAPs) *	1,015	4.7%	13,364	7.4%
Non-CAP Positions	20,294	93.3%	165,696	91.5%
Unknown	307	1.4%	825	0.5%
TOTAL	21,759		181,043	

* = Number of CAPs, excluding KLPs (no double counts)

Race	LCL TOTAL		Entire DAW	
WHITE	14,539	66.8%	128,315	70.9%
BLACK	4,201	19.3%	21,140	11.7%
ASIAN	641	2.9%	12,262	6.8%
MULTI	607	2.8%	5,673	3.1%
AMI/AN	184	0.8%	1,215	0.7%
PI	107	0.5%	964	0.5%
Unspecified	1,480	6.8%	11,474	6.3%
TOTAL	21,759		181,043	

Highest Level of Education	LCL TOTAL		Entire AWF	
Post Grad	6,091	28.0%	71,145	39.3%
Bachelors	7,679	35.3%	77,564	42.8%
Some College	3,731	17.1%	12,122	6.7%
High School	3,292	15.1%	12,782	7.1%
Other	966	4.4%	7,430	4.1%
TOTAL	21,759		181,043	

Gender	LCL TOTAL		Entire DAW	
Males	14,096	64.8%	122,963	67.9%
Females	6,746	31.0%	51,137	28.2%
Unspecified	917	4.2%	6,943	3.8%
TOTAL	21,759		181,043	

Type	LCL TOTAL		Entire AWF	
Civilian	20,488	94.2%	165,112	91.2%
Military	1,271	5.8%	15,930	8.8%
TOTAL	21,759		181,042	



Logistics Size by Occupational Series

Civilian Occupational Series	LCL TOTAL	
0346 - Logistics Management Specialist	12,912	63.0%
2010 - Inventory Management Specialist	1,888	9.2%
0301 - Administration & Program Staff	1,664	8.1%
1670 - Equipment Specialist	1,183	5.8%
2003 - Supply Management Specialist	711	3.5%
2001 - Supply Specialist	622	3.0%
0343 - Management and Program Analyst	257	1.3%
1712 - Training Instructor	266	1.3%
1083 - Technical Writer / Editor	245	1.2%
Other	550	2.7%
TOTAL CIVILIAN	20,488	Civilians